
Juveniles Arrested as Adults Under SB440: Fiscal Year 2000 3rd Quarter Update

Presented by the:
Juvenile Advocacy Division
of the
Georgia Indigent Defense Council

985 Ponce de Leon Avenue
Atlanta, Georgia 30306

Telephone 404-894-2595

Toll Free 800-676-4432

Facsimile 404-206-5154

Web Site www.gidc.com

E-mail Dphillips @gidc.state.ga.us

TMcCann@gidc.state.ga.us

Funding Assistance Provided by the Office of the Governor Children and Youth Coordinating Council

CONTENTS

<u>Tables</u>	<u>Page</u>
Project information.....	1
Current Report Data.....	2
Overview: Offends Trends.....	3
Arrest Trends by Offense.....	3
Demographic Trends:.....	4
Race Profile.....	4
Race by Offense.....	5
Gender Profile.....	6
Gender By Offense.....	6
Age Profile.....	7
Offense by Age.....	8
County Analysis: Fulton and DeKalb.....	9
Metro Analysis.....	10
Urban/Rural.....	11

Project Information

This June 15, 2000 report is the third quarterly report for Fiscal Year 2000.

Dispositional information is included in this report every six months.

This report was made possible with funding assistance from the Governor's Children and Youth Coordinating Council (CYCC) and the Office of Juvenile Justice and Delinquency Prevention (OJJDP).

Purpose: collect, analyze, and disseminate accurate information concerning juveniles processed through the adult criminal justice system.

Senate Bill (SB440), codified in O.C.G.A. Sec. 15-11-5, gives the superior court exclusive jurisdiction over children ages 13-17 who are alleged to have committed one of the following offenses (commonly referred to as the "Seven Deadly Sins"):

- Murder
- Voluntary Manslaughter
- Rape
- Aggravated Sodomy
- Aggravated Child Molestation
- Aggravated Sexual Battery
- Armed Robbery if committed with a firearm.

Transfer to Juvenile Court: Prior to indictment, the district attorney may elect to send the case to juvenile court. If the case is transferred to juvenile court it is subject to the provisions of O.C.G.A. Sec. 15-11-37, the Designated Felony Act. After indictment, a case not involving an offense punishable by death or life imprisonment (voluntary manslaughter, aggravated sexual battery, and a first offense of aggravated child molestation), may be transferred to the juvenile court by the superior court after "investigation and for extraordinary cause."

GIDC would like to thank John Speir, Ph.D., of Applied Research Services, Inc., for consultation and development of the database used on this project.

GIDC would like to thank Dr. Margaret Robinson, of the University of Georgia School of Social Work, for her consultation on this project.

GIDC would like to thank the Georgia Department of Juvenile Justice for their continued assistance with the SB440 Project.

Project Information

This June 15, 2000 report is the third quarterly report for Fiscal Year 2000.

Dispositional information is included in this report every six months.

This report was made possible with funding assistance from the Governor's Children and Youth Coordinating Council (CYCC) and the Office of Juvenile Justice and Delinquency Prevention (OJJDP).

Purpose: collect, analyze, and disseminate accurate information concerning juveniles processed through the adult criminal justice system.

Senate Bill (SB440), codified in O.C.G.A. Sec. 15-11-5, gives the superior court exclusive jurisdiction over children ages 13-17 who are alleged to have committed one of the following offenses (commonly referred to as the "Seven Deadly Sins"):

- Murder
- Voluntary Manslaughter
- Rape
- Aggravated Sodomy
- Aggravated Child Molestation
- Aggravated Sexual Battery
- Armed Robbery if committed with a firearm.

Transfer to Juvenile Court: Prior to indictment, the district attorney may elect to send the case to juvenile court. If the case is transferred to juvenile court it is subject to the provisions of O.C.G.A. Sec. 15-11-37, the Designated Felony Act. After indictment, a case not involving an offense punishable by death or life imprisonment (voluntary manslaughter, aggravated sexual battery, and a first offense of aggravated child molestation), may be transferred to the juvenile court by the superior court after "investigation and for extraordinary cause."

GIDC would like to thank John Speir, Ph.D., of Applied Research Services, Inc., for consultation and development of the database used on this project.

GIDC would like to thank Dr. Margaret Robinson, of the University of Georgia School of Social Work, for her consultation on this project.

GIDC would like to thank the Georgia Department of Juvenile Justice for their continued assistance with the SB440 Project.

Questions and comments regarding the SB440 Project should be directed to Debbie Phillips at 404-894-2595 or 800-676-4432.

Current Report Data

This report includes information from May 1, 1994 through March 31, 2000.

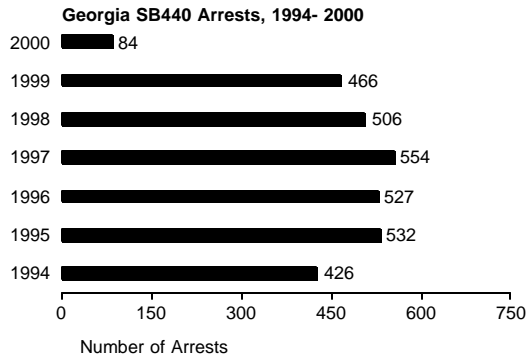
Between May 1, 1994 and March 31, 2000 approximately 3,150 juveniles have been arrested for an SB440 offense. This number reflects arrest information provided to GIDC by a variety of sources such as the Department of Juvenile Justice and public defenders. ***Please note that the March 15, 2000 report, as well as the current report, are incomplete regarding the total number of arrests to date; the Department of Juvenile Justice has been unable to obtain arrest information from at least one of its facilities. When this information becomes available, it will be added to our database, and a note will be included in the following report.***

Additional Information

Some of the most recent reports, along with other SB440 information, are now available on GIDC's website at www.gidc.com. Click on "Juvenile Related Information."

Thanks go to all who responded to the survey included with the March, 2000 report. Please look for the results of this survey in the coming weeks on our website www.gidc.com.

Overview: Offense Trends, 1994- 2000



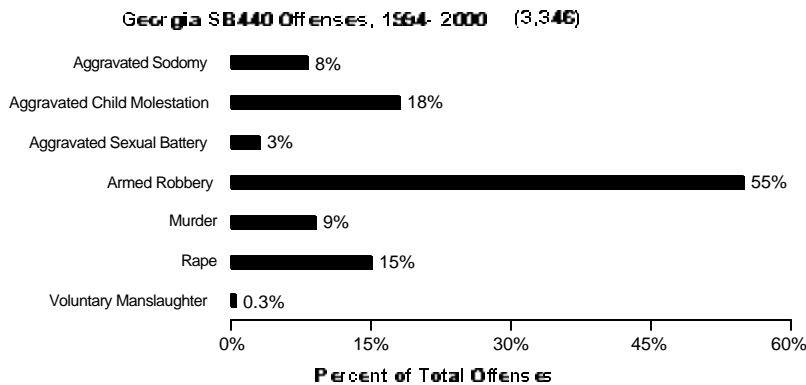
The numbers above reflect the numbers of juveniles for whom complete arrest information is available.

Between May 1, 1994 and March 31, 2000, approximately 3,150 juveniles have been arrested for a SB440 offense. **Please note that this total is incomplete as data from some DJJ facilities has not been available.**

2000 data only includes juveniles arrested between January 1, 2000 and March 31.

1994 data only includes juveniles arrested between May 1 and December 31.

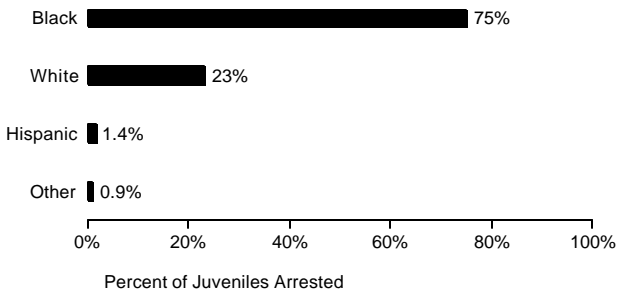
Arrest Trends by Offense, 1994- 2000



1. Approximately 3,150 juveniles have been arrested under SB440. Complete demographic and arrest information on some juveniles is unavailable. The charts showing demographic and offense information do not include juveniles for whom information is unavailable.
2. Some juveniles may be arrested with more than one offense so the percentages may exceed 100%
3. "Armed Robbery" is used for the offense of armed robbery committed with a firearm.

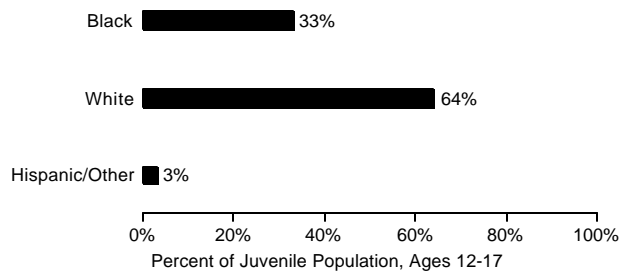
Demographic Trends, 1994- 2000

Race Profile, 1994- 2000 (3,121 juveniles)



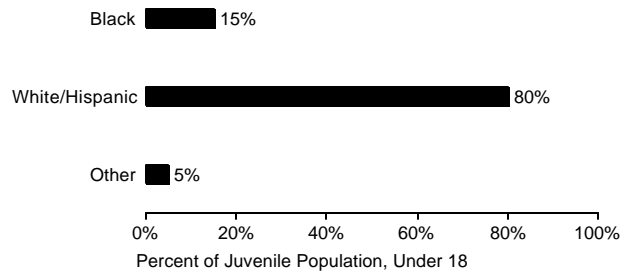
Approximately 3,150 juveniles have been arrested under SB440. Complete demographic and arrest information on some juveniles is unavailable. The charts showing demographic information do not include juveniles for whom information is unavailable.

Racial Composition, Georgia Juveniles (Ages 12-17)



Source: U.S. Census Bureau, 1990

Racial Composition, U.S., Juveniles (Under 18)



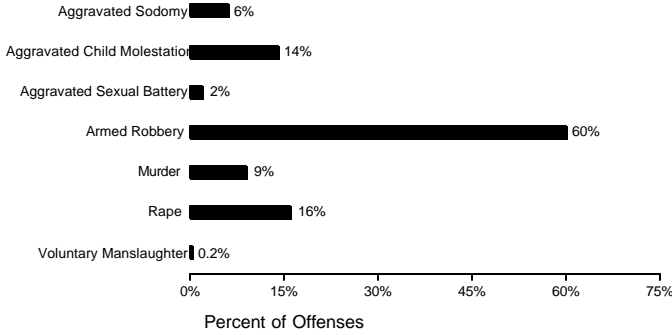
Source: U.S. Census Bureau, 1990

Note that this graph shows the racial composition of all juveniles under the age of 18, while the percentages in the Georgia graph refer to juveniles between the ages of 12 to 17.

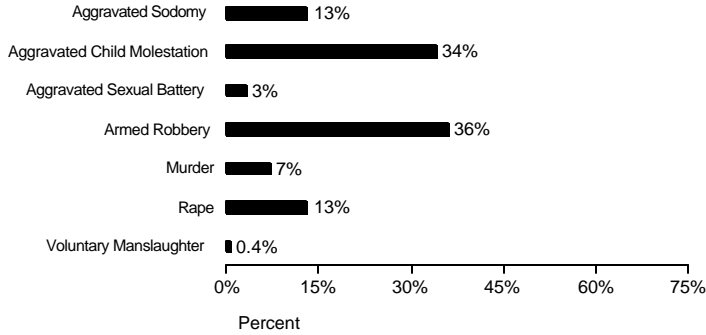
Demographic Trends - Race Profile, 1994- 2000

Race by Offense

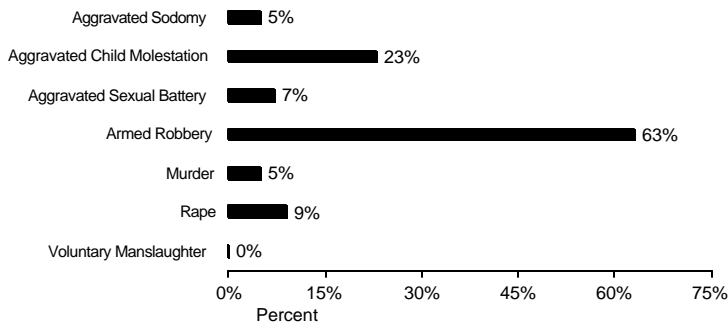
Black, 1994- 2000 (2,325)



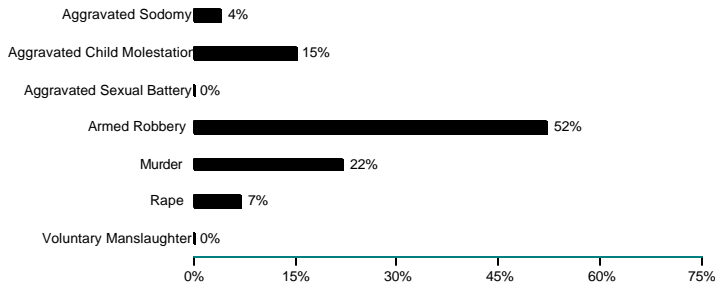
White, 1994- 2000 (704)



Hispanic, 1994- 2000 (43)



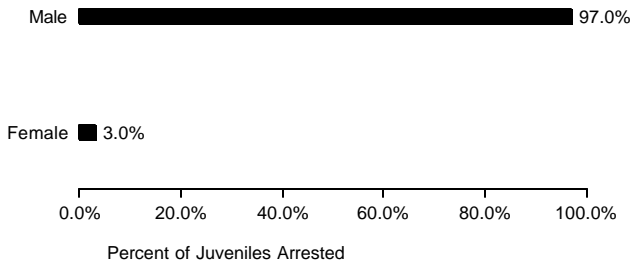
Other, 1994- 2000 (27)



1. Some juveniles may be arrested with more than one offense so the percentages may exceed 100%
2. "Armed Robbery" is used for the offense of armed robbery committed with a firearm.
3. Approximately 3,150 juveniles have been arrested under SB440. Complete demographic and arrest information on some juveniles is unavailable. The charts showing demographic information do not include juveniles for whom information is unavailable.

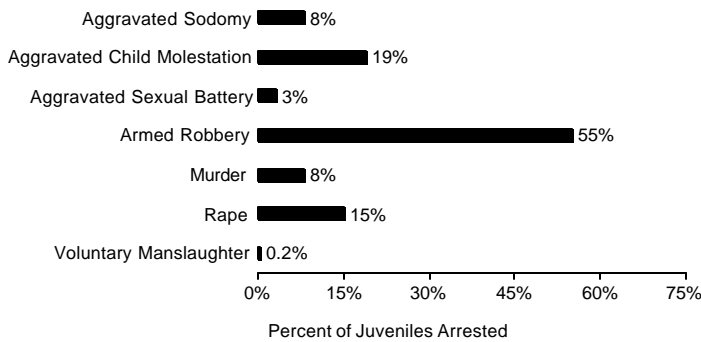
Demographic Trends - Gender Profile, 1994- 2000

Gender Profile, 1994- 2000 (3,130 juveniles)

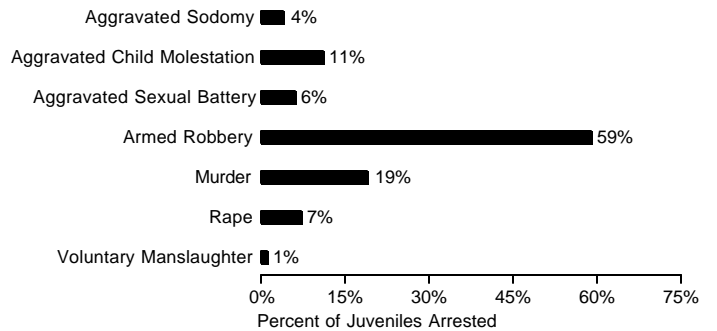


Gender by Offense, 1994- 2000

Males, 1994- 2000 (3,010)



Females, 1994- 2000 (100)



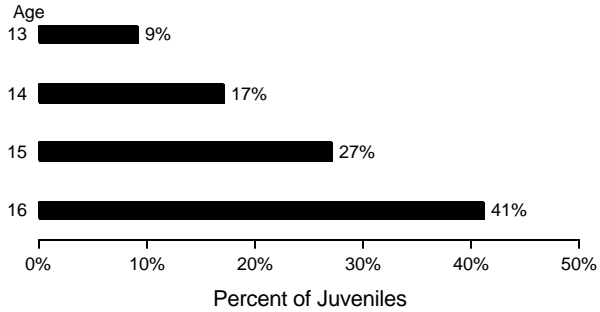
1. Approximately 3,150 juveniles have been arrested under SB440. Complete demographic and arrest information on some juveniles is unavailable. The charts showing demographic information do not include juveniles for whom information is unavailable.

2. Some juveniles may be arrested with more than one offense so the percentages may exceed 100%

3. While the definition of O.C.G.A. Section 16-6-1 does not provide for a female to be charged with the offense of rape, SB440 arrests reported to GIDC include 7 females charged with rape.

Demographic Trends - Age Profile, 1994- 2000

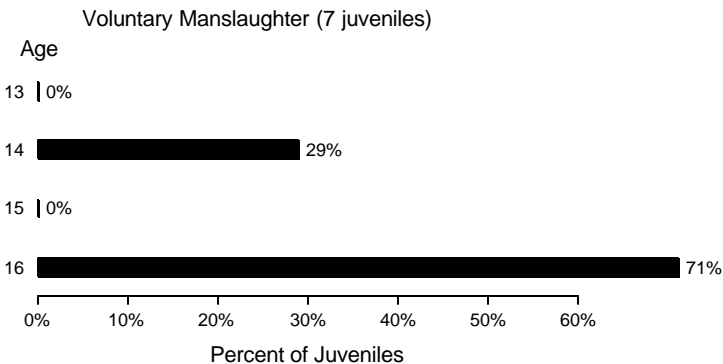
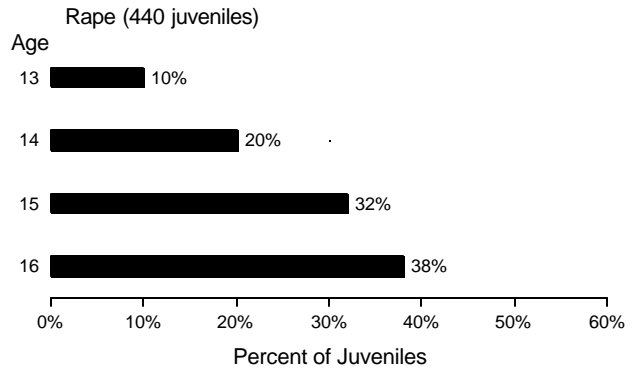
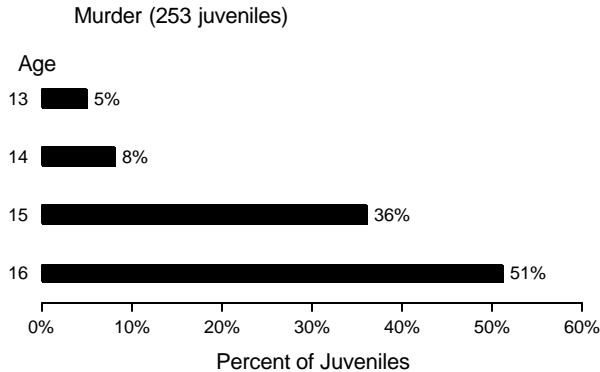
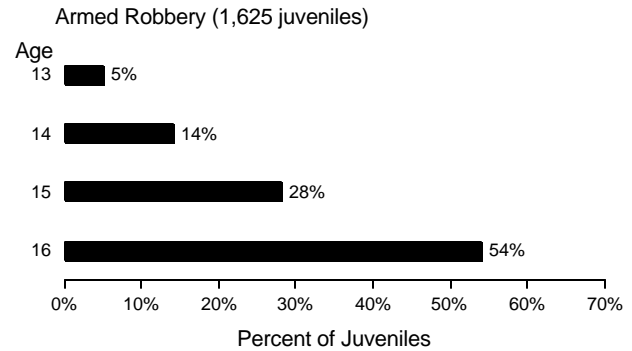
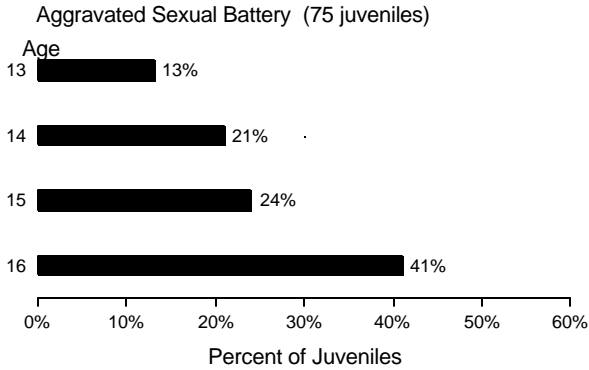
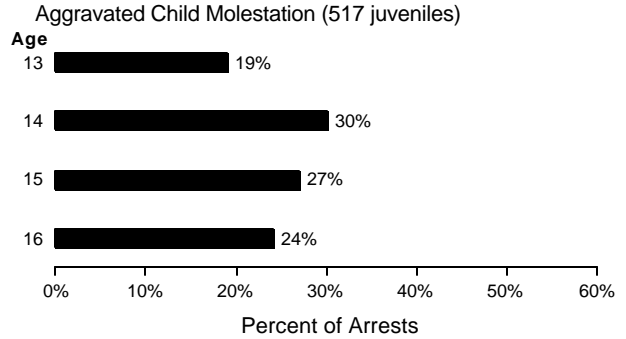
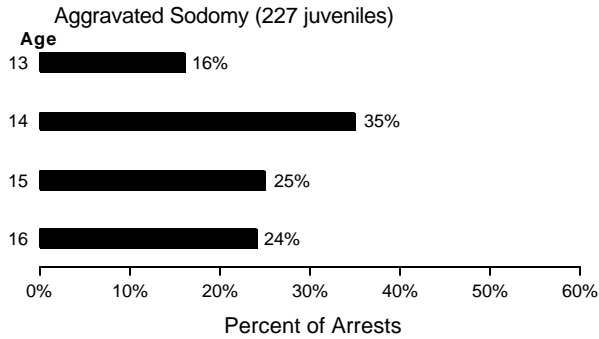
Age Profile, 1994 -1999 (3,087 juveniles)



Approximately 3,150 juveniles have been arrested under SB440. Complete demographic and arrest information on some juveniles is unavailable. The charts showing demographic information do not include juveniles for whom information is unavailable.

Demographic Trends - Age Profile, 1994- 2000

Offense by Age



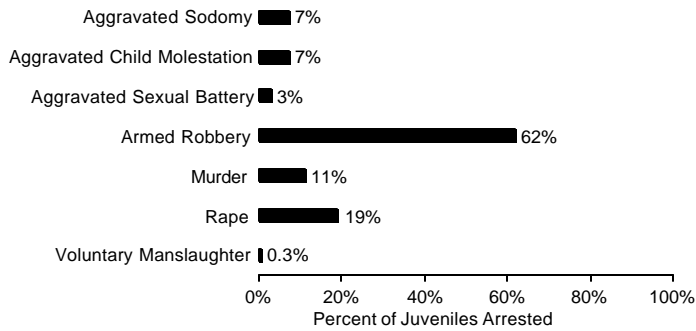
1. "Armed Robbery" is used for the offense of armed robbery committed with a firearm.

2. Approximately, 3,150 juveniles have been arrested under SB440. Complete demographic and arrest information on some juveniles is unavailable. The charts showing demographic information do not include juveniles for whom information is unavailable.

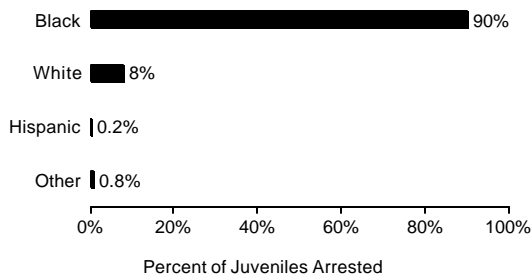
County Summary: Arrests, 1994- 2000

Fulton County

Georgia SB440 Offenses, 1994- 2000 (633 arrests)

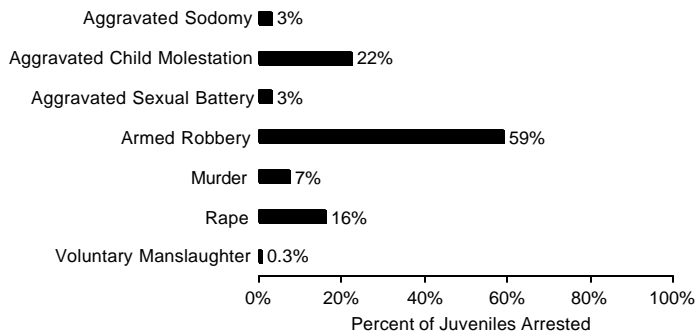


Race Profile, 1994- 2000 (635 juveniles)

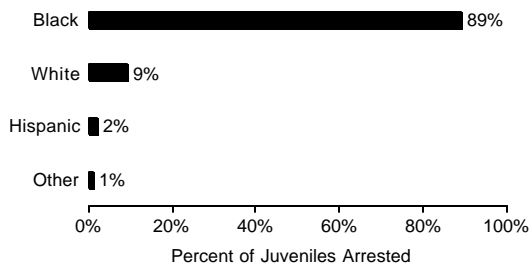


DeKalb County

Georgia SB440 Offenses, 1994- 2000 (397 juveniles)



Race Profile, 1994- 2000 (397 juveniles)



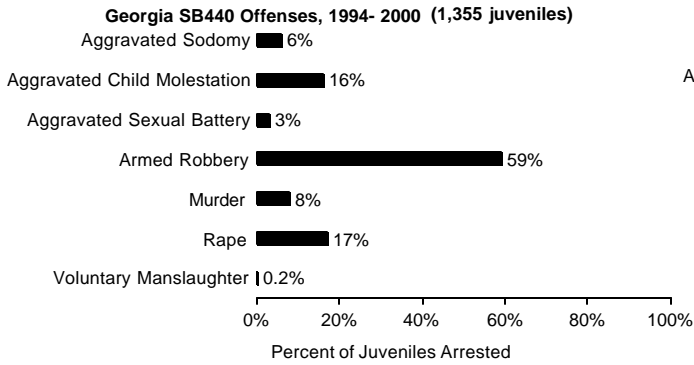
- "Armed Robbery" is used for the offense of armed robbery committed with a firearm.
- Approximately, 3,150 juveniles have been arrested under SB440. Complete demographic and arrest information on some juveniles is unavailable. The charts showing demographic information do not include juveniles for whom information is unavailable.

- Some juveniles may be arrested with more than one offense so the percentages may exceed 100%

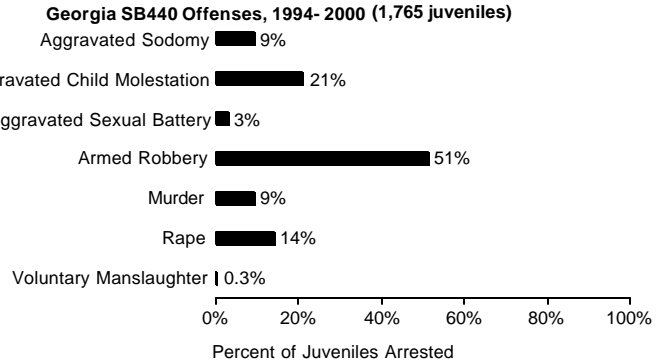
Metropolitan Atlanta - Statewide Summary: Arrests, 1994- 2000

Metro-Atlanta-Statewide Breakdown

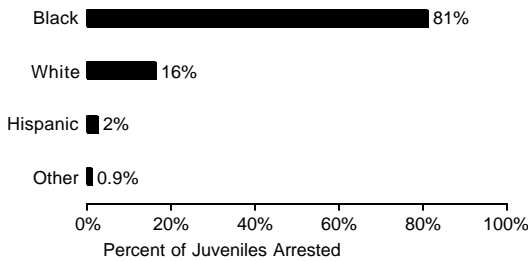
Metro-Atlanta Counties



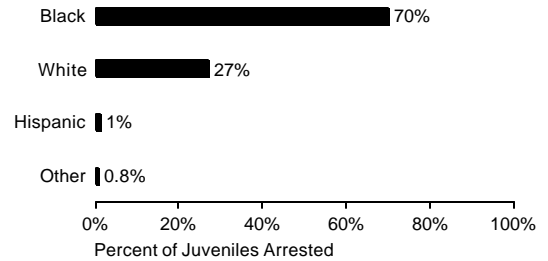
All Other Counties



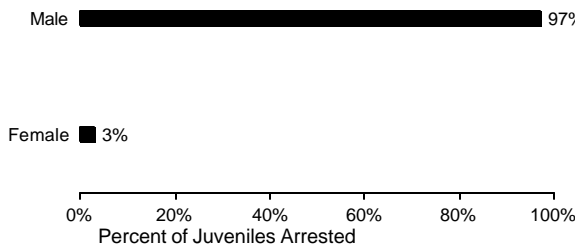
Race Profile, 1994- 2000 (1,357 juveniles)



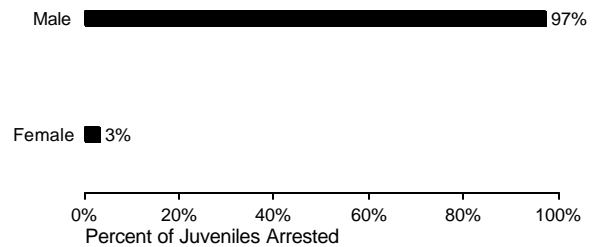
Race Profile, 1994- 2000 (1,764 juveniles)



Gender Profile, 1994- 2000 (1,359 juveniles)



Gender Profile, 1994- 2000 (1,771 juveniles)



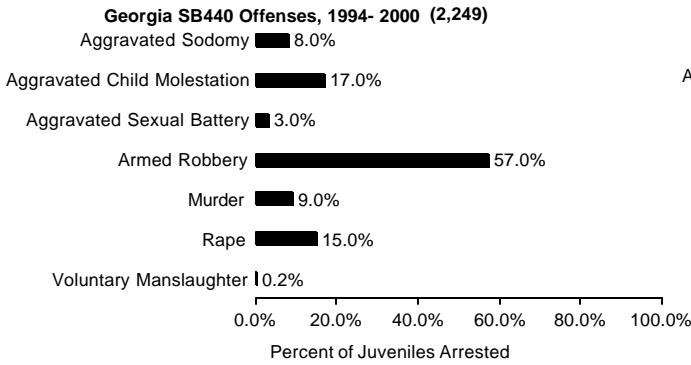
For this analysis, Metropolitan Atlanta refers to Clayton, Cobb, Fulton, DeKalb, and Gwinnett Counties

- "Armed Robbery" is used for the offense of armed robbery committed with a firearm.
- Approximately, 3,150 juveniles have been arrested under SB440. Complete demographic and arrest information on some juveniles is unavailable. The charts showing demographic information do not include juveniles for whom information is unavailable.
- Some juveniles may be arrested with more than one offense so the percentages may exceed 100%

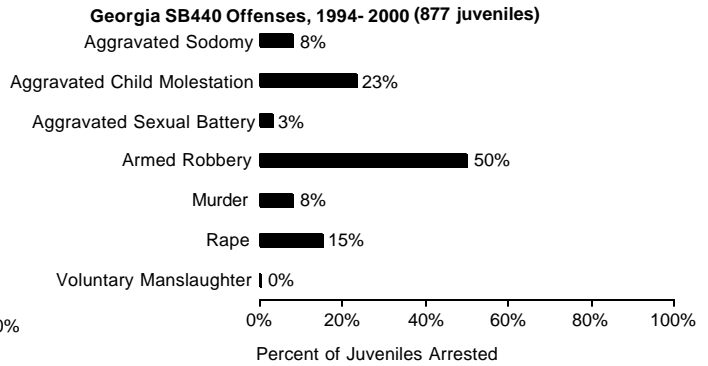
Urban-Rural Summary, 1994- 2000

Urban-Rural Breakdown

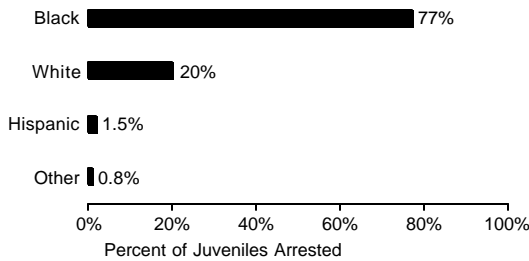
Urban Counties



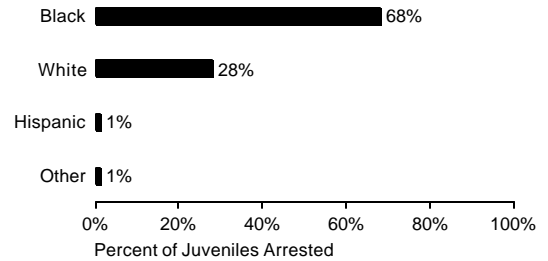
Rural Counties



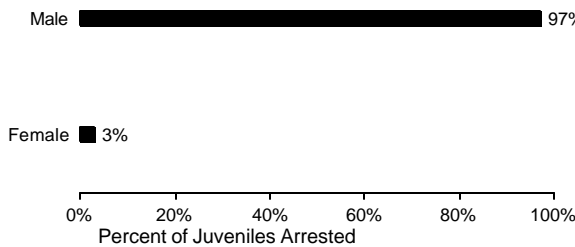
Race Profile, 1994- 2000 (2,249 juveniles)



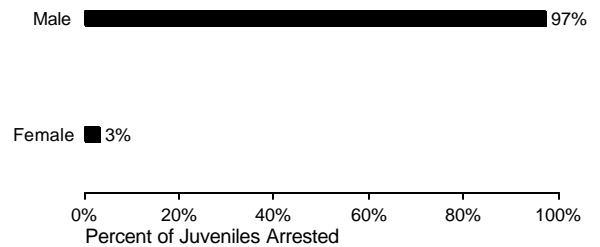
Race Profile, 1994- 2000 (872 juveniles)



Gender Profile, 1994- 2000 (2,254 juveniles)



Gender Profile, 1994- 2000 (876 juveniles)



Urban is defined as any Georgia County within a U.S. Census Bureau Metropolitan Statistical Area (MSA)

1. "Armed Robbery" is used for the offense of armed robbery committed with a firearm.
2. Approximately 3,150 juveniles have been arrested under SB440. Complete demographic and arrest information on some juveniles is unavailable. The charts showing demographic information do not include juveniles for whom information is unavailable.
3. Some juveniles may be arrested with more than one offense so the percentages may exceed 100%